

Eugene Textile Center Classes Spring Summer 2010

Dyeing



Indigo Drop In

Fridays
April 2, 16
May 7, 28
June 4, 25
July 2, 16
Aug 13, 27
Sept 10, 24
1PM – 5PM

On two Friday afternoons per month, people gather in the dye lab to dye clean cloth and yarns in the indigo pot. Most students who use this resource are familiar with the process. If a student is unfamiliar with indigo dyeing, (s)he will talk with ETC staff who will teach them. There is a one lb. limit on the amount of material which may be dyed. People may dye on other days as well but call ahead to schedule.

\$15 per one session



Degum, Shibori, Dye

Marilyn Robert
Wednesday, April 14
10AM - 4PM
\$60 + \$15 Mat Fee

In this class we will pattern the cloth with shibori techniques, selectively remove the sericin protein layer on silk organza, and then dye the cloth. The result is two textures, two colors, and creative design on silk.



Dyeing on Wool & Silk

Marilyn Robert
Saturday, April 17
10AM - 4PM
\$60 + \$20 Mat Fee

In this class we will use acid dyes to dye protein fibers, mainly wool and silk. These dyes are very colorfast and waste-sparing. Easy to use, they are the practical choice of many dyers. From 3 primary base colors students will develop a scale of 15 colors to take home for future use.



Discharge

Marilyn Robert
Saturday, April 24
10AM – 4PM
\$60 + \$20 Mat Fee

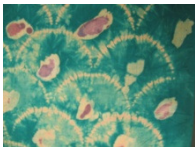
The concept behind discharge is to remove the color, generally from a black cloth, the reverse of dyeing. In this class we will try resist techniques on different types of black cloth, and then compare results. In addition we will experiment with a few discharge techniques.



Dye Yarn Blocks For Socks

Janis Thompson
Monday, June 7, 5PM
- 9PM
\$40 + \$8 Mat Fee

Are you a sock knitter? Take this opportunity to dye the yarn for your next pair. Each student will have yarn blocks to dye and different colorways to explore.



Dye Cotton w/ Procion MX

Marilyn Robert
Wednesday, June 9
10AM – 4PM
\$60 + \$12 Mat Fee

This is the main dye used for cotton. In this class we will use the fiber reactive procion mx dye on cellulose fiber, primarily cotton. From three primary colors, we will produce 15 color samples for future use. Further, we will take painted procion-dyed fiber and batch it, and we will submit other procion-dyed cloth to vat dye immersion.



Natural Dyeing

Marilyn Robert
Saturday, June, 12
or Saturday Sept. 11
10AM - 4PM
\$60 + \$15 Mat Fee

In this day long class, we explore the unique qualities and colors of plant dyes. We will work with cotton, silk, and wool cloth and yarn that have been prepared with mordants. In class we will do dyeing, and use modifiers on the samples. We will produce a "sample" notebook.



Shibori Technique with Colorhue Dye

Marilyn Robert
Saturday, July 31
10AM – 4PM
\$60 + \$12 Mat Fee

In this class students will learn four major types of shibori. Using silk cloth we will do the following methods: pole-wrapping, clamping, stitching, and binding. Each technique creates unique patterns. The quilt hanging in our dye studio was made using these techniques. Each sample will then be dyed with Colorhue dye for striking results.

Surface Design



Stitch Shibori
Marilyn Robert
Tuesday, May 4
12PM - 4PM
\$40 + \$6 Mat Fee

Shibori is a 2 part process, creating pattern and dyeing. With stitch shibori the pattern is made by using needle and thread to stitch a pattern which is then gathered snugly. The cloth is dyed. When the thread is removed, the pattern created by those threads appears.



Igniting the Creative Spark
Jason Pollen
Friday, Saturday,
Sunday
May 21, 22, 23
10AM - 4PM
\$250 + \$25
materials fee

“Expanding Your Visual Language through Fabric Collage”
This 3-day playful workshop emphasizes the creation of dynamic, communicative fabric collages. Jason Pollen will guide students to work intuitively using a sewing machine, hand stitching and painting with acrylics and shared fabric remnants adhered to canvas. There will be demonstrations of painting, mono-printing, and collage techniques with an emphasis on design and composition. The class includes group discussions, individual critiques, and optional portfolio reviews.



Textile Printing
Marilyn Robert
Wednesday
September 22
10AM - 4PM
\$60 + \$15 Mat Fee


Learn a variety of textile printing techniques in this fast paced class. Stamps & stencils, thermofax & heat press, low tech & high tech, the class is designed for fun and exploration. No matter what type of cloth you like to work with; no matter what type of dye or textile paint you like, we have something new for you to try in this workshop.



Cloqué
Marilyn Robert
Saturday
September 25th
10AM - 4PM
\$60 + \$15 Mat Fee

Cloqué is the French word that denotes shrinkage of cloth with lye. Cloqué makes it possible for the cloth to retain the shibori shape. In this class we will play with different fabric to create airy textured and shaped cloth.

Needlework



Rug Hooking – with WOOL Yarn
Janis Thompson
Saturday, April 3
1-5PM or
Monday, July 12
5PM - 9PM
\$40 + \$8 Mat Fee

Learn how to make small treasures using a hook and yarn in this fun ½ day class. We will make a Lapel Pin in class to put on your fave coat or give as a gift. Lots of ideas for other projects presented in class.

Knitting



Hat Knitting - From the Top down
Janis Thompson
Saturday, March 20
1PM - 5PM
\$40

Learn this FITS EVERY TIME way to knit a hat. Starting with I-cord, we will learn how to measure, increase and throw in design elements ON THE FLY....

Paper Making - Book Binding



Paper, Kakishibu, Book

Chris Conrad, Susan Lowdermilk, & Marilyn Robert

Wednesday - Sunday
August 25-29
10AM - 4PM
\$350.00 + \$45 Mat Fee

This is an opportunity for a weeklong mixed media workshop extravaganza.
Part 1 - starting with paper pulp, students will make sheets of handmade paper
Part 2 - the handmade paper will then be dyed with kakishibu (from fermented persimmon juice)
Part 3 - making book(s) using our dyed, handmade paper

Felting



Felt a Hat

Marilyn Robert
Wednesday
March 31
10AM - 4PM
\$60 + \$12 Mat Fee

Be prepared to make a felt hat that fits both your head and your personality. In this day-long class we will use soft merino wool to shape and embellish a hat



Feltmaking

Marilyn Robert
Saturday, May 8
10AM - 4PM
\$60 + \$15 Mat Fee

Want to learn to make felt? From scratch? With soft merino fleece? Then this class is for you. Make both 1 and 2 dimensional pieces. This is the basis for all future feltmaking..



Easy Felted Scarves

Janis Thompson
Monday, August 30
5PM - 9PM
\$40 + \$8 Mat Fee

Make a SOFTLY felted scarf or two in class, using a combination of Merino, silk, colorful threads and glitz. We will sandwich our fibers between two pieces of fabric, pin them together and put in the WASHING MACHINE!

Spinning



Beginning Spinning

Suzie Liles
April 17, May 29
June 26, July 3
August 7
September 18
10AM-3PM

This is an introductory course for those who wish to learn to spin their own yarn. Students will learn the fundamental techniques of handspinning. ETC has wheels to use during class.

\$50 + \$10 Mat. Fee
Per Session



Roving Reveal

Janis Thompson
Monday, April 19z
5PM - 9PM or
Saturday, August 14
9AM - 1PM
\$40 + \$12 Mat Fee

Yes, you can make more than one type of yarn with your roving. Learn how to spin one multi-colored roving into four different structures; singles, spiral, 2-ply, and Navajo. Each will "reveal" a unique yarn. Play with color in this workshop.

Handspinning – The Next Level

Janis Thompson
Saturday, May 1
9AM - 3PM
\$60 + \$12 Mat Fee

If you have a wheel and have taken the most basic class, this is the next one! Learn how to correct over-twist, adjust your tension, treadling, drive band and whorls. Find out how to make the WHEEL do most of the work for the yarn YOU want!



Spinning Art Yarns

Janis Thompson
Monday May 19
5PM - 9PM
\$40 + \$18 Mat Fee

Learn to spin those FANCY yarns that cost a BIZILLION dollars a skein. Must be a confident spinner. Boucles, Plucked/fluffy, Ribbon/flags & Beaded. A FUN and challenging class..... Take it with a friend!!!

Weaving



Beginning Weaving

Suzie Liles
Wednesdays
April 7,14,21 May 5
or Jun 16,23,30 July 7
or July 28
Aug4,18,25
or Sept 1,8,15,29
12PM - 5PM \$140

This is a 4-week course introducing the art of handweaving. Students will use Eugene Textile Center looms. Students will learn about weaving patterns, preparing the loom, weaving and finishing techniques for the woven cloth.



Rigid Heddle Weaving

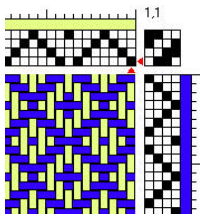
Suzie Liles
Tuesday, March 30
or Wed, May 26
or Sat, Sept 4
10AM - 4PM
\$60 + \$15 Mat Fee

In this class you will learn to warp a rigid heddle loom with a scarf and then weave it. This class will give the very basics of weaving. You may use your loom or one of ETC's looms

Weave, Paint, Felt a Scarf

Marilyn Robert
Saturday, April 10
10AM - 4PM
\$20 with
previously woven
scarf

The idea for this scarf came from Handwoven magazine and has been adapted for our group. Participants will bring a wool scarf, previously woven as specified, to the workshop where that scarf will be tied, dyed, and felted. Instructions for weaving the scarf may be obtained from ETC.



Weaving Draft & Design

Suzie Liles
Mon, April 12, or
Mon, Sept 13
10AM - 1PM \$40

No looms are required for this workshop, which emphasizes design in handwoven textiles, as well as reading and creating drafted patterns.



Weaving Refresher

Suzie Liles
Monday, June 14
or August 23
12PM - 4PM \$40

Can't remember how to make a warp, read a draft, dress your loom? After four hours you will be on your way to resume your handweaving.



Magic Threading

Nancy Hoskins
Friday, Saturday, Sunday
June 4,5,6
10AM - 4PM
\$220 + \$8 Mat Fee

Nancy Hoskins offers this memorable 3 day class. One warp with the appropriate warp, weft, and sett threaded to straight eight twill can weave fancy twills, point twills, rosepath, boundweave, krokbragd, taquete, and others. This is a workshop filled with creative, time-saving tips for both functional and decorative fabrics and practical instruction on technique, designing and drafting.



2 Day Learn to Weave

Suzie Liles
April 10,11 or
May 15,16
or July 17,18 or
Aug 21, 22
Saturday and
Sunday
10AM - 4PM
\$120 + 20 Mat Fee

This is a fast-paced workshop designed to provide participants with basic weaving skills.
ETC looms will be used.



Ply Split Braiding

Joan Swift
Saturday, July 10
1PM - 5PM
\$40 + \$10 Mat Fee

This class is an introduction to ply-split braiding , as researched by Peter Collingwood and others and explored by Portland's Linda Hendrickson. This is a portable and fun process and has multiple uses. There will be a demonstration of the cord-making that is necessary for this technique. Cords will be provided.




Inkle Loom Weaving

Suzie Liles
Friday, August 6
10AM - 4PM
\$60 + 8 Mat Fee

In the class you will learn how to warp and weave an inkle loom. You will learn the fundamentals of placing colors to make pattern. You may use your loom or one of ETC's looms

Kids Sessions

The following Kids Sessions are weeklong classes scheduled throughout the summer for youth ages 6 through 11. Each session is Monday-Friday from 10AM - 2PM. A lunch break will be included, and children will bring their own lunch. Individual sessions will have a specific focus and a textile reference. They are designed to be fun, to stimulate creative thinking, and to teach design principles related to the specific activity. Most, if not all, class supplies will be provided by Eugene Textile Center. Parents will be informed if there is need for additional supplies. A registration form must be completed prior to the beginning of a selected session.



Kids Session I - DYEING

Marilyn Robert & staff
Monday-Friday
July 5-9
10AM-2PM
\$100

During this weeklong class, we will collect natural dyestuff, from the kitchen, backyard, and neighborhood. We will transform these into dye that we can use on cloth and yarn. Students will learn about safety with natural dyes and dyeing. They will discover how common leaves and flowers can turn into uncommonly lovely colors. This will be a roundabout introduction to color theory. Students should bring one white cotton T-shirt to this class.



Kids Session II - WEAVING

Marilyn Robert & staff
Monday-Friday
July 19-23
10AM-2PM
\$100

In this weeklong session, students will be introduced to handweaving. Starting with the basic elements of warp and weft, these 2 sets of threads will be interlaced to form cloth, or a belt, or maybe a basket. Students will use a variety of looms and materials



Kids Session III - FELTMAKING

Marilyn Robert & staff
Monday-Friday
August 2-6
10AM-2PM
\$100

This week's class will focus on making felt - felt pictures, felt balls, ladybugs, butterflies, animals, puppets, hats, bags - there are so many possibilities. There are many colors of wool to choose from, all of which are so soft. We also plan a farm visit to see where all that wool comes from.



Kids Session IV - BOOKMAKING & KITES

Marilyn Robert & staff
Monday-Friday
August 16-20
10AM - 2PM
\$100

In the final kids session of the summer, we will combine 2 complementary projects. First we will make books which involve folding, marking, measuring, cutting, and fastening. After some practice, we will use the same skills to make our kites. And then "Go Fly a Kite".

Eugene Textile Center provides a retail shop for equipment and materials for the fiber arts, as well as a comprehensive studio environment. ETC offers classes and studio support to individuals in the community with an interest in handweaving, surface design on cloth, and other non-woven fiber techniques.

Proprietors:

Suzie Liles & Marilyn Robert

Eugene Textile Center

1510 Jacobs Drive

Eugene, OR 97402

Tel 541-688-1565

Fax 541-688-1623

www.eugenetextilecenter.com

info@eugenetextilecenter.com