



Eugene Textile Center

1510 Jacobs Drive
Eugene Oregon 97402
541-688-1565
www.eugenetextilecenter.com

CLASS LIST 2017

ORGANIZED BY CATEGORY AND DATE

DYEING AND SURFACE DESIGN



INTRO TO ACID DYEING

Janis Thompson

Saturday March 25th

CLASS TIME: 12pm - 4pm

\$50 + \$12 Material Fee

Explore the many ways to mix and apply acid dyes in the studio with an experienced dye mistress. We will address ways to apply dyes to various fiber preparations, based on what we want the outcome to be. Safety, Formulas and Stock Solutions will all be discussed. Materials Provided.



HEAT TRANSFER PRINTING


Joan McGee

Fri - Sun, April 7th, 8th & 9th

CLASS TIME: 10am - 4pm

\$295 + Material Fee

Heat transfer is the process by which disperse dyes are painted onto plain paper and dried, placed face down against a synthetic fabric and heat is applied. The dye becomes a vapor and moves from the paper to the cloth. The design on the cloth will be the reverse of that on the paper and will be permanent. In this workshop make either your own beautiful yardage for an outfit or a wall hanging for your home! Material fees will include paper, dyes and fabric for the project.



SERTI METHOD FOR SILK PAINTING

Ariana Schwartz

Sat & Sun, April 22nd & 23rd

CLASS TIME: 10am - 4pm

\$195 + \$30 Material fee

In this workshop you will learn the serti method of silk painting with gutta resist and Jacquard silk dyes. We'll cover resist application, basic color mixing and several different painting techniques to achieve varied affects and textures on silk. Each student will create several small sample squares and one finished 22" by 22" silk scarf. If you want to design your own scarf, please draw a 22" x 22" design prior to the workshop. More info as to what to bring to class is on our site.



INTRO TO NATURAL DYEING

Janis Thompson

Saturday, April 29th

CLASS TIME: 11am - 5pm

\$65.00 + \$15 Material Fee

Learn how to dye with weld, onion skins, madder, cochineal, logwood and indigo! We will learn the basics of mordanting, extracting pigment, making a dye bath, over dyeing, as well as color shifting in an after-bath. You will be ready to explore on your own after this class.

DYEING AND SURFACE DESIGN



LICHEN DYEING

Cheshire Mayrsohn

Sunday, April 30th

CLASS TIME: 12pm - 4pm

\$65.00 + \$15 Material Fee

Many colors can be derived from lichens including reds, purples and blues. The dye derived from lichen is colorfast and often requires no mordant. In the Pacific Northwest we live in a lichen rich environment, they are all around us. Each participant will get two silk scarves (pre-mordanted) to dye. We will also dye wool yarn, both mordanted and unmordanted.



ECO PRINT


Janis Thompson

Saturday, September 2

CLASS TIME: 12pm - 4pm

\$50 + \$15 Material Fee

Using wild crafted twigs, ferns, flowers and various plant matter, we will bundle these things in a silk scarf, then simmer it to "print" the pigments onto the silk scarf. This makes a wonderful gift!



DISCOVER DISCHARGE

Barbara Setsu Pickett

Saturday, June 10th

CLASS TIME: 10am - 4pm

\$75 + \$45 Material Fee

(Students should bring their own respirators if they have them)

Discharge involves the art of taking away color. See the design potentials and the results on various fibers dyed with different dyes. Experiment with immersion discharge and applying discharge paste by brush and stencil. Try using potato dextrin as a resist paste to mask areas of fabric and reserve the initial color. Explore bleaching and thiox discharge. Since we shall be wearing respirators to protect our lungs, pregnant women should not enroll. Please bring medium weight rubber gloves and your own respirator if you have one.



BLOCK PRINTING


Ariana Schwartz

New Date TBD

CLASS TIME: 10am - 4pm

\$95 + \$30 Material Fee

Learn to create beautiful, intricate patterns on cotton and silk using basic block printing techniques. Students will work with thickened fiber reactive dyes and textile paints in combination with hand carved wooden blocks from India. Learning to mix, print and set thickened dyes and other helpful tricks will be covered. We'll cover techniques for building your own printing blocks from linoleum, eraser, craft foam and found objects. Each student will create several samples and one finished piece that can be used as a wall hanging or table runner.



COLOR PLAY ON COTTON

Janis Thompson

Monday, July 31st

CLASS TIME: 12pm - 4pm

\$50 + \$12 Materials Fee

Learn some of the most popular techniques for applying Procion, MX dyes to cotton, linen and silk yardage. We will dye in zip-lock bags, stuff glass jars, scrunch in trays and pleat for a variety of designs on cloth. This can be applied to all your sewing projects, quilts, wearable and surface design projects!



SHIBORI TECHNIQUES ON LEATHER

Joan McGee


Fri, Sat, Sun - August 4,5,6

CLASS TIME: 10am - 4pm

\$295 + Material fee

Shibori on leather is a design workshop in which students will work with lamb suede and understand general techniques of surface design (Shibori) in application to leather. One can make their own beautiful purse, jacket, or pillow from beautiful shibori leather. Materials fee includes leather dyes and paints. The skins are \$10 each, a purse takes one and a jacket takes five.

DYEING AND SURFACE DESIGN



INTRO TO STITCH RESIST SHIBORI

Barbara Setsu Pickett

Saturday, October 14th

CLASS TIME: 10am - 4pm

\$75 + \$35 Materials

Learn the basic Japanese stitch-resist techniques: wood grain (mokume), chevron stripes (maki nui), double lines (ori nui) and filled double lines (shippo) patterns. Stitch a small sample of each technique, learn how to compress the stitching for crisp, clear patterning and then dye them in indigo. Design a traditional Japanese wrapping cloth, a furoshiki, laying out the pattern with fugitive blue pen. All the tools and materials will be provided along with detailed instructions and templates.



MUSHROOM DYEING

Cheshire Mayrsohn

Sunday November 19th

CLASS TIME: 11am - 4pm

\$65.00 plus \$15 Material Fee

(Please bring rubber gloves if you have sensitive skin)

Blood red, sunset orange, golden yellow, olive green, mouse gray, dusky blue, chocolate brown – what do these colors have in common? They are all pigments found in various mushrooms. Come explore the magical and ancient art of dyeing with mushrooms! Learn to properly prepare animal fibers (wool and silk) with an environmentally friendly mordant - necessary to assure dyes are light and colorfast. And then the magic begins. We will prepare some dye baths with local mushrooms and let the color begin to flow. Each participant will have the opportunity to experiment dyeing a beautiful 100% silk satin scarf and a skein of yarn.

FELTMAKING



INTRO TO FELTMAKING

Claudia Sepp

Wednesday April 5th

Saturday, May 6th

CLASS TIME: 10am - 12pm

\$40 + Includes Materials

Want to learn to make felt? From scratch? With soft merino fleece? Then this class is for you. Make a flat piece of felt or turn your felt into a pouch or purse. This is a 2 hour class.

If you have 3 or more people in your party we can schedule a special time for you and your friends!



NEEDLE FELTED 2D PAINTING WITH WOOL

Kyla Corbett

Saturday, April 15th

Saturday, June 24th

CLASS TIME: 10am-12pm

\$45.00 + \$20.00 Material Fee

Learn how to turn wool into paintings! You will use pre-felt as your canvas, wool roving as your paint and needles as your brushes to felt small paintings you can hang or frame. Needle felting experience helpful but not required. (Recommended for ages 12+ up - children must be accompanied by a parent)



NEEDLE FELTED SHEEP

Shana Sutner

Saturday, April 22nd

CLASS TIME: 10am-12pm

\$25.00 + \$15.00 Material Fee

an introductory class to learn the basic techniques of needle felting. We will make 2 small items using wool, a two dimensional object and a three dimensional sheep. This is a fun and relaxing class to get you comfortable with the process. (Recommended for ages 12+ up - children must be accompanied by a parent)

FELTMAKING



MIXED MEDIA FELTED SCARF

Janis Thompson
Wednesday, April 26th
CLASS TIME: 6pm - 9pm
\$50.00 + \$12.00 Material Fee

Make a SOFTLY felted scarf or two in class using a combination of Merino, silk, colorful threads and glitz. We will sandwich our fibers between two pieces of fabric, pin them together and put in the WASHING MACHINE!



DIMENSIONS AND TEXTURE IN FELTING

Pam de Groot
Sat- Sun, July 22nd- 23rd
CLASS TIME: 10am - 4pm
\$195.00 + Material Fee

Through sculptural techniques, including resists and felt lamination, we will develop forms to explore spaces, surface, colour and dimension in nature. Some felting experiences essential.



'Winter is Coming' FITTED FELT JACKET

Pam de Groot
Mon- Wed, July 24th- 26th
CLASS TIME: 10am - 4pm
\$295 + Material Fee

Do you feel that sometimes felt jackets can be bulky around the arms, and a bit shapeless? This jacket workshop is designed to use the features of tailoring to avoid this, whilst still keeping the seamless look of felt. Students will calculate their shrinkage and create their felt pattern to size. Create your own "inspired" jacket. This is a detailed workshop, catering to experienced felters.

SPINNING



BEGINNING SPINNING

Janis Thompson
Saturday, April 8th
Saturday, June 10th
Saturday, August 12th
Saturday, October 7th
Saturday, December 2nd
CLASS TIME: 10am - 3pm
\$60.00 + \$12 Material Fee

This is an introductory course for those who wish to learn to spin their own yarn. Students will learn the fundamental techniques of handspinning. ETC has wheels to use during class. Each session is a one day class.



INTRO TO SPINDLE SPINNING

Beki Ries-Montgomery
Saturday, April 29th
Saturday, August 12th
Saturday, November 18th
CLASS TIME: 1pm - 5pm
\$50 + \$11 Material Fee

Game to try something twisted? Learn to make yarn the old-fashioned way with a drop spindle. No prior spinning experience is necessary. We'll learn and practice the skills to transform wool into yarn without fear of dropping the spindle. From there we'll cover spindle plying and finishing your first skein of spindle-spun yarn. Materials Provided: Wool fiber (2 ounces multi-colored merino from ETC) and drop spindles to borrow during class. Materials to bring to class: Drop spindle, if you already own one, otherwise, none.

SPINNING



SPINNING MOHAIR

Janis Thompson
Wednesday, May 24th
CLASS TIME: 6pm - 9pm
\$50 + \$15 Material Fee

Mohair locks are soft, lustrous and divine! Learn how to spin this “Greased Lightning” with an experienced teacher. We will spin from handfuls of gleaming locks and roving to produce curly and loopy yarns.



GET TO KNOW YOUR WHEEL

Janis Thompson
Saturday, May 27th
CLASS TIME: 11am - 5pm
\$75.00 + \$18.00 Materials Fee

If you have a wheel and have taken the most basic class, this is the next one! Learn how to correct over-twist, adjust your tension, treadling, drive band and whorls. Find out how to make the WHEEL do most of the work for the yarn YOU want!



FEAST ART YARNS

Janis Thompson
Wednesday, July 12th
CLASS TIME: 6pm - 9pm
\$50 + \$15 Material Fee

Learn how to spin the really Wild Art Yarn that commands the Big Bucks! In color teams, we will build a spinnable Feast, using a special layering technique developed by Janis. Carded batts, dyed rovings, ribbon, yarns, angelina sparkles, all kinds of fluff!

We spin and ply this into a Glorious, one of a kind skein! Delicious!!!



ADVENTURES IN COLOR

Janis Thompson
Saturday, July 22nd
Saturday, November 18th
CLASS TIME: 12pm - 5pm
\$50 + \$15 Material Fee

Learn to pick and blend a variety of fibers on a drum carder. Janis incorporates color exercises using the color wheel to push your handspun or felting fleece to new places. She'll share lots of texture tid-bits for exciting batts, so don't miss out!



SPIN 'THAT' ROVING

Janis Thompson
Saturday, September 16th
CLASS TIME: 12pm - 4pm
\$50 + \$12 Material Fee

Yes you can make more than one type of yarn with your roving. Learn how to spin one multi-colored roving into four different structures; singles, spiral, 2-ply, and Navajo. Each will “reveal” a unique yarn. Play with color in this workshop. Students should bring spinning wheel and all accessories.

WEAVING



BEGINNING WEAVING

Suzie Liles
New Date TBD
CLASS TIME: 10am - 5pm
\$195 + Material Fee

This is a 4-week (1 day per week) course learning the art of handweaving. Students will use Eugene Textile Center looms and get the opportunity to learn about weaving patterns, follow drafts, prepare the loom, weave and create nice finishing techniques for the woven cloth. The class will walk away with three woven projects to take home as samples or display as art pieces.

WEAVING



PINE NEEDLE COILED NECKLACE WORKSHOP


Sherri Smith Holgate

Friday, April 7th

10am - 5pm

\$60 + \$15 Material fee

Learn the basics of coiling with this sampler necklace. Using pine needles, your color choice of waxed linen and Czech seed beads, you will create a unique piece of art! Explore a variety of stitching techniques, along with adding beads to start you on a path of making baskets, ornaments, earrings or pendants. Complete your project with a piece of leather cord. Bring sharp pointed embroidery scissors and your imagination!



2-DAY LEARN TO WEAVE

Suzie Liles

Fri - Sat, April 28th & 29th

CLASS TIME: 10am - 4pm

\$140 plus \$30 Material Fee

This is a fast-paced workshop designed to provide participants with basic weaving skills. ETC looms will be used. We will be learning to warp a loom and weave a scarf.



RIGID HEDDLE WEAVING

Suzie Liles

Saturday, May 13th

CLASS TIME: 10am - 4pm

\$60 + \$20 Materials Fee

In this class you will learn to warp a rigid heddle loom with materials for a scarf and then weave it. This class will give the very basics of weaving. You may use your loom or one of ETC's looms.



BEGINNING RUG WEAVING


Jason Collingwood

**3 - Day -- Fri, Sat, & Sun,
July 14th, 15th, & 16th**

CLASS TIME: 10am - 4pm

\$295 + \$5 Material Fee

An ideal course for those wishing to try out rug weaving for the first time, though with enough 'tricks' to also suit the more experienced weaver. Students will learn how to make a strong serviceable rug (plain weave being an excellent structure for rugs). Initially weaving stripes and spots using two colours, learning how to overcome the selvage problems inherent in each different design. Clasped wefts, crossed wefts and compensated inlay will be covered, all these new techniques giving the weaver more freedom with design.



RUG WEAVING 3-END BLOCKWEAVES

Jason Collingwood

**Mon - Wed, July 17th, 18th
& 19th**

CLASS TIME: 10am - 4pm

\$295 + \$5 Material Fee

This course explores Jason's preferred weaving style; the three-end block weave. The class will start with simple two colour designs and move onto designing within the blocks and the introduction of a third colour. Techniques such as clasped wefts and dovetailing will be looked at to further increase the design scope of this structure. 2 / 1 double faced twill will also be covered in this class. Special emphasis will be placed on Shaft Switching, every one being able to adapt their looms in class to try out this exciting technique.



WILD WEAVING ON A LITTLE LOOM

Janis Thompson

Wednesday, July 26th

CLASS TIME: 6pm - 9pm

\$50 + \$15 Material Fee


NO Rules and just right for rank beginners. Using the Glimakra frame loom (12X12) we will use Roving, Yarns, Ribbon, Found Objects & anything else that will fit between a few strings to make a quick ART Piece. If you need inspiration or ideas for your piece, bring a photograph, greeting card, calendar, magazine or even a small object you have to memorialize a special event in your life, if you'd like. This kind of weaving is super popular right now, so jump on the bandwagon and express yourself!

WEAVING



SUMMER & WINTER
Patty Huffer
Sat - Sun, July 29th -30th
CLASS TIME: 10am - 4pm
\$130 + \$10 Material Fee

The Summer and Winter weave is very versatile. On just 4-shafts there are many exciting design possibilities when the Summer and Winter threading is used with the treadling of other weave structures. Possible treadling includes Atwater-Bronson lace, Overshot, Polychrome, and On Opposites, just to name a few. The sample produced in class will have 8 distinctly different fabrics, all on the Summer and Winter threading. Great for all skill levels.



WARP & WEFT IKAT WEAVING
Marilyn Robert
4-Day Thurs - Sun, August 17th - 20th
CLASS TIME: 10am – 4pm
\$350 + \$20 Material fee

Have you ever admired the Japanese, SE Asian and Indian ikat cloth? Wondered how it was done? This workshop offers a comprehensive introduction to this gorgeous ethnic weaving style. Examples of this cloth, many museum-quality pieces, will be available for inspiration. Participants will learn step-by-step design skills, preparation of the ikat warp, and indigo dyeing technique during the first 2 days. Weft ikat techniques will be introduced during the last 2 days. Students will weave warp ikat, weft ikat, and compound ikat to conclude the workshop. Students at all weaving levels are welcome.



PINE NEEDLE BASKET 2-DAY WORKSHOP
Sherri Smith Holgate
Sat - Sun, Oct 14th -15th
10am - 5pm
\$170 + \$20 Material fee

Come learn the basics of basket weaving with Sherri! Completed basket will be approximately 3"x 3" x2" deep. Students will begin their basket on a 2" wood-center and a wheat stitch. They'll wrap a coiled row and begin up the sides of the basket. Learn how to shape your basket using the swirl pattern, and how to add beads between your rows. Finish the basket off with a coating of bees wax. This makes a great gift or conversation piece for your home.

RUG HOOKING



NANTUCKET RUG HOOKING WITH WOOL YARN
Janis Thompson
Wednesday, August 16th
CLASS TIME: 6pm - 9pm
\$50.00 +\$15.00 Material Fee

Learn how to make small treasures using a hook and yarn in this fun ½ day class. We will make a Lapel Pin in class to put on your fave coat or give as a gift."Nantucket" hooking is specifically yarn - on linen we will explore ideas for working on rugs and larger projects.

Eugene Textile Center provides a retail shop for equipment and materials for the fiber arts, as well as a comprehensive studio environment. ETC offers classes and studio support to individuals in the community with an interest in handweaving, surface design on cloth, and other non-woven fiber techniques.

If you are looking to learn something about weaving, surface design, dyeing or spinning, we give lessons on a group or individual basis. Call for prices and to set up a class with us.

Many classes require a minimum number of students in order to run. Please sign up for classes as soon as possible.

Eugene Textile Center has new and used equipment for weaving and spinning.

Shop hours: 10:00 am to 5:30 pm, Monday through Saturday

Check our website www.eugenetextilecenter.com.

We may add classes to this schedule throughout the year.