



Eugene Textile Center  
1510 Jacobs Drive  
Eugene Oregon 97402  
www.eugenetextilecenter.com  
541-688-1565

## Dyeing

## Classes for June – December 2012



### Color Play for Quilters

Janis Thompson  
Wed., June 13 or  
Sat., August 11 or  
Sat., October 13  
\$60 + \$12 Material Fee  
11 – 5 pm

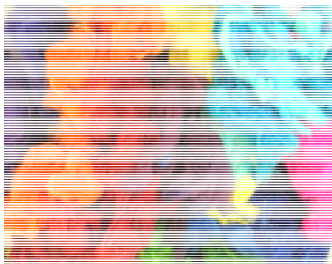
Learn some of the most popular techniques for applying Procion MX dyes to cotton, linen. And silk yardage. We will dye in zip-lock bags, stuff glass jars, scrunch in trays and pleat for a variety of designs on cloth for all sewing projects, quilts, wearables & surface design.



### Indigo Dyeing

Marilyn Robert  
Tue., June 26 or  
Tue., August 7 or  
Tue., November 13  
\$75 + \$20 Material Fee  
10:30 – 3:30 pm

Learn about the magic of indigo dyeing with the most ancient dye. Students will learn how to make an indigo vat at home, how to maintain and replenish it, and how to dye beautiful shades of blue. Students will also learn to print directly onto cloth with indigo dye.



### INTRO to Acid Dyeing

Janis Thompson  
Sat., August 25 or  
Sat., September 29  
\$50 + \$12 Material Fee  
1 – 5pm

Explore the many ways to mix and apply Acid Dyes in the studio with an experienced dye mistress. We will address ways to apply dyes to various fiber preparations, based on what we want the outcome to be. Materials Provided. Safety, Formulas and Stock Solutions will all be discussed.



### Intro to Natural Dyeing

Janis Thompson  
Sat., June 9  
Sat., August 4  
12 – 4 pm  
\$50 + \$15 Material Fee

Learn how dye with weld, onion skins, madder, cochineal, logwood & indigo! We will learn the. Basics of mordanting, extracting pigment, making a dye bath, over-dyeing As well as color shifting in an after bath. You will be ready to explore on your own after this class.



### Natural Dye Day

Janis Thompson  
Sat., July 7  
Sat., October 27  
12 – 4 pm  
\$50

Spend the day playing with many of nature's natural pigments in our state of the art dye kitchen. Bring up to a pound of yarn or fiber and dip & dye to your hearts content....Janis will gently guide you with technical info as you go. We will have many different debates prepared for you to try.



### Eco Print

Janis Thompson  
Wed., July 25  
Sat., September 1  
Wed., November 7  
\$50 + \$15 Material Fee

Using wild crafted twigs, ferns, flowers & various plant matter, we will bundle these things in a silk scarf, then simmer to "print" the pigments onto the fabric. A wonderful gift!



### Intro to Tie Dyeing

ETC Staff  
We have many of these class check our website for current dates  
1 – 3 pm or 6 – 8 pm  
\$40

Bring your washed/white cotton item to fold, bind and saturate with COLOR!  
A variety of Folding techniques will be discussed and used in class....Create a one of a kind wearable or piece of fabric.  
Mordant, dyes & rubber bands provided. This class is a 2 hour class.



### Shibori Sampler

Marilyn Robert  
Tue., June 2  
Tue., August 21  
Tue., October 16  
Tue., December 11  
10:30am – 3:30pm  
\$60 + \$15 Material Fee

In this class students will learn the Japanese resist techniques of Shibori on cloth. These techniques include clamp resist, pole wrapping, stitched and bound resist.

## Felting



### Intro to Feltmaking

Eugene Textile Center Staff  
We have many classes check our website  
1 – 3 or 6 – 8PM  
\$40 includes materials

Want to learn to make felt? From scratch? With soft merino fleece? Then this class is for you. Make a flat piece of felt or turn your felt into a pouch or purse. This is a 2 hour class  
[www.eugenetextilecenter.com](http://www.eugenetextilecenter.com)



### Mixed Media Felted Scarf

Janis Thompson  
Wed., September 19  
Wed., December 1  
12 - 4pm  
\$50 + \$12 Material Fee

Make a SOFTLY felted scarf or two in class using a combination of Merino, silk, colorful threads and glitz. We will sandwich our fibers between two pieces of fabric, pin them together and put in the WASHING MACHINE!



### Needle Felted Basics

ETC Staff  
Fri., July 6  
Mon., September 10  
Mon., October 15  
12 pm – 3 pm  
\$40 + \$10 Material Fee

This is an introductory class on needle felting. Students will make an item using soft merino wool. This is a great class to get started on needle felting. We will make small items, including 2 and 3 dimensional pieces.  
This class is a great one for families.



### NUNO Felt

ETC Staff  
Sat., July 28  
Wed., August 29  
Sat., Dec 15`  
12 pm – 4 pm  
\$50 - \$18 Material Fee

Now this is a fun class. I guarantee you will love it! You will learn to felt on fine silk fabric to create a fun scarf with beautiful drape and fun texture. Using silk gauze we will add fine merino in thin strips to make fun patterns then wet felt them to create this unique, soft scarf.

## Knitting



### Beginning Knitting

Look at our website we schedule these trough out the year.  
\$50 no Material Fee


Students will learn basic stitchery during two-hour introduction to knitting classes.



### Knitting Circle

ETC Staff  
4th Wednesday of each month.  
12 – 2 pm  
\$20 each class

Bring questions about knitting to this gathering. We will answer questions you can sign up for every time or have just a few questions for one time. Class Limit is 10.



### Top Down Hat

Janis Thompson  
Wed., October 15 or  
Sat., Dec 8  
12 - 4pm  
\$50

**Description:** Learn this FITS EVERY TIME way to knit a hat. Starting with I-cord, we will learn how to measure, increase and throw in design elements ON THE FLY....



### Socks from the Toe-Up: Circular Needles

Beki Ries-Montgomery  
Sat., October 13  
12-4pm  
\$50 + \$14 Material Fee

### Socks from the Toe-Up: Circular Needles

October 13, noon-4pm

Class fee: \$50

Material fee: \$14

Description:

Learn to knit socks from the toe-up using two circular needles. We'll cover how to turn a heel, with a gusset and heel flap, and finish with a stretchy bind-off. You'll leave understanding how to create custom-fitted, comfortable, and durable socks without the use of a pattern. You'll discover toe-up construction gives you the freedom to knit a sock that fits, using any needle/yarn combination without first knitting a gauge swatch which is especially useful if you're knitting with handspun yarn.

Bring to class: 2.75mm circular needle, 24"

2.75mm circular needle, 16"



### **Socks from the Toe-Up: Double-pointed Needles**

Beki Ries-Montgomery  
Sat., October 20  
12-4pm  
\$50 + \$14 Material Fee

### **Socks from the Toe-Up: Double-pointed Needles**

October 20, noon-4pm

Class fee: \$50

Material fee: \$14

Description:

There's more than one way to knit a sock. Be bold and learn to do it with double-pointed needles. It's not as difficult as you may think and you may discover, with a bit of practice, it's actually faster. We'll review the characteristics of a well-made sock, you'll learn the short row heel, and time allowing, it's variant the afterthought heel. This is the companion class to knitting socks with circular needles but can be taken on its own.

Bring to class: 2.75mm double pointed needles, 6-7" long, set of 5.



### **Lace for the Absolute Beginner (Lace Knitter)**

Beki Ries-Montgomery  
Sat., November 10  
12 - 4 pm  
\$40 + \$21 Material Fee

Everyone at some point in learning to knit has inadvertently created holes in their knitting. Done deliberately, these holes form the basis of lace knitting. In this class you'll learn the fundamentals of lace knitting while knitting a small sampler. Upon completion of the sampler, you'll have the skills and the remainder of the skein to knit a simple shoulder shawllette. Students must be comfortable knitting and purling.

Bring to class:

one, 24-inch US sizes 5, 6, & 7 circular knitting needle  
Row counter

Stitch markers appropriate for the needles (4 minimum, 8-12 preferable)

## **Rug Hooking**



### **Nantucket Rug Hooking - with WOOL Yarn**

Janis Thompson  
Wed., July 11 or  
Wed., Sept 5 or  
Mon., Dec 3  
12 - 3pm  
\$40 + \$15 Material Fee

Learn how to make small treasures using a hook and yarn in this fun ½ day class. We will make a Lapel Pin in class to put on your fave coat or give as a gift. "Nantucket" hooking is specifically yarn - on linen we will explore ideas for working on rugs and larger projects.

## **Spinning**



### **Beginning Spinning**

Leslie Leonard  
Sat., June 16  
Thur., July 12  
Sat., August 11  
Sat., September 15  
Sat., October 13  
Sat., November 17  
Sat., December 8  
10 am - 3 pm  
\$50 + \$10 Material Fee

This is an introductory course for those who wish to learn to spin their own yarn. Students will learn the fundamental techniques of handspinning. ETC has wheels to use during class. Each session is a one day class. We offer this class once a month.



### Yarn Design

Janis Thompson  
Sat., July 14 or  
Wed., October 10  
10am - 4pm  
\$60 + \$15 Material Fee

An adventure for you and your wheel...explore a variety of yarn structures. We will spin a rustic singles, spiral 2 ply, navajo ply, plucked halo & boucle yarns. Bring your wheel a Kate and all the accessories with you to class.



### Get to Know Your Wheel

Janis Thompson  
Sat., June 25 or  
Sat., August 18  
Wed., November 14  
11am - 5pm  
\$75 + \$18 Material Fee

If you have a wheel and have taken the most basic class, this is the next one! Learn how to correct over-twist, adjust your tension, treadling, drive band and whorls. Find out how to make the WHEEL do most of the work for the yarn YOU want!



### Introduction to Spindle Spinning

Beki Ries-Montgomery  
Mon., June 16, or  
Sat., September 29  
April 27, 1-5pm  
\$50 + \$10 Material Fee

Game to try something twisted? Learn to make yarn the old-fashioned way with a drop spindle. No prior spinning experience is necessary. We'll learn and practice the skills to transform wool into yarn without fear of dropping the spindle. From there we'll cover spindle plying and finishing your first skein of spindle-spun yarn. Bring to Class: Drop spindle, optional, otherwise you may borrow one from the store.



### Hackle Class

Debbie Herbert  
Saturday, June 30  
1 - 5pm  
\$50 + \$15 Material Fee

Using the Hackle to Create Fabulous Roving -- Get your hackles up and out of the closet! Over the years many of us fiberistas have acquired hackles & combs but haven't used them in awhile. You're in for a treat. Using hackles we will blend a variety of colorful fibers, lots of sparkle and bits of this and that to create roving for making several creative textured yarns. Fibers used in the class will be from local Oregon farms. We will use the color wheel, talk about the different types of animal fibers we're using, and YES - still have time to spin your newly created rovings into your own artistic yarns. The possibilities are endless! Then you can combine your yarns to make a lariat to take home. Students should know how to spin & ply. Bring spinning wheel, bobbins, lazy kate, niddy nody. If you have them, dig those hackles & combs out of the closet! If you have a plying head for your wheel that would be helpful but not necessary.




### Adventures in Drum Carding

Janis Thompson  
Saturday, September 15  
12 pm - 5 pm  
\$50 + \$15 Material Fee

Learn to pick and blend a variety of fibers on a drum carder. We will produce beautiful batts for spinning and felting.

## Surface Design



### Silk Fusion

Beki Ries-Montgomery  
Sat., July 21  
1 pm – 5 pm  
\$50 + \$20 Material Fee

This workshop will explore the techniques used to create complex designs on cloth by layering color and pattern. We will meet on 4 consecutive Tuesdays to build our designs. We will use many innovative techniques of dyeing and textile printing to produce cloth that has depth of color imagery and original design.



### Textile Printing Collage with Heat Press

Marilyn Robert  
Tue., June 5 or  
Tue., August 28  
Tue., October 23  
Tue., Dec 4  
10:30am – 3:30pm  
\$60 + \$15 Material Fee

Learn to use the heat press to transfer images onto cloth. In this one-day class, participants will create images with dyed paper and will learn to layer pattern on pattern. Transfer images of grasses, leaves, lace and other items. Generate multiple images with this technique.




### Textile Printing – Screen Print with Thermofax

Marilyn Robert  
Tue., July 24 or  
Tue., September 11  
Tue., November 6  
10:30am – 3:30pm  
\$60 + \$18 Material Fee

Screen printing with a thermofax machine eliminates much of the technical work of traditional screen printing. Images are transferred onto cloth by means of a screened image from a black & white copy. The printed images are colored with textile paints.

## Weaving



### Beginning Weaving

Suzie Liles  
Thursdays,  
June 7, 14, 21, 28 or  
Tuesdays  
July 10, 17, 24, 31  
Thursdays  
Sept., 6, 13, 20, 27  
Thursdays  
Oct., 18, 25, Nov., 1, 8  
11am-5pm  
\$155 + Material Fee

This is a 4-week course learning the art of handweaving. Students will use Eugene Textile Center looms. Students will learn about weaving patterns, drafts, preparing the loom, weaving and finishing techniques for the woven cloth. In this course, students will finish three woven projects.



### Weaving Refresher

Suzie Liles  
Call ETC For  
appointment  
12PM - 4PM \$40

Can't remember how to make a warp, read a draft, dress your loom? After four hours you will be on your way to resume your handweaving.



### 2 Day Learn to Weave

Suzie Liles  
Sat – Sun, June 16 - 17  
Mon – Tue, Aug 20 – 21  
Sat – Sun, Oct 20 – 21  
Sat – Sun, Dec 8 - 9  
10am - 4pm  
\$140 + \$25 Material Fee


This is a fast-paced workshop designed to provide participants with basic weaving skills. ETC looms will be used. We will be learning to warp a loom and weave a scarf. Choose any 2 days that work for your schedule.



### Linens and Lace Workshop

Suzie Liles  
Friday Saturday Sunday  
August 24 – 25 - 26  
10am - 4pm  
\$250 + \$30 Material Fee

Are you afraid to weave with linen? In this workshop, you'll discover that linen is a wonderful, user-friendly fiber and learn the best techniques for warping, weaving, and finishing linen fabrics. Participants will thread four- or eight-shaft looms in various sizes of linen yarns and in round robin fashion, explore Huck lace, Bronson lace, Swedish lace, various hand-manipulated laces, and bead leno. Beginning, intermediate or advanced skill level..



### Collapse Weaves

Madelyn van der Hoogt  
Friday Saturday Sunday  
May 25,26,27  
10am - 4pm  
250 + 15 Materials Fee

Defy the grid! Watch warp and weft threads deflect during wet-finishing to form round circles, and curvy waves, pleated furrows, and raised puffs on as few as four shafts. Use yarns with different capacities for shrinkage to produce dimensional fabrics with deliciously textured shapes. Each participant selects a 4-shaft or 8-shaft draft (including deflected doubleweave) and brings a threaded loom to the workshop. Samples are cut from the loom at the end of the first day and washed. After critiquing the finishing process for each sample, students exchange looms for a comprehensive library of samples.



### Rigid Heddle Weaving for ages 12 to Adult

Suzie Liles  
Tue., August 28  
Tue., October 16  
Sat., November 17  
10am–4pm  
\$60 + \$15 Material Fee

In this class you will learn to warp a rigid heddle loom with materials for a scarf and then weave it. This class will give the very basics of weaving. You may use your loom or one of ETC's looms

Eugene Textile Center provides a retail shop for equipment and materials for the fiber arts, as well as a comprehensive studio environment. ETC offers classes and studio support to individuals in the community with an interest in handweaving, surface design on cloth, and other non-woven fiber techniques.

If you are looking to learn something about weaving, surface design, dyeing or spinning, we give lessons on a group or individual basis. Call for prices and set up a class with us.

Eugene Textile Center has new and used equipment for weaving and spinning.

Shop hours: 10-5:30 Monday – Saturday

Check our website [www.eugenetextilecenter.com](http://www.eugenetextilecenter.com) we add classes to this schedule.

In September we will have Holly Brachman for two surface design workshops, one on stitching and one on color design and discharge. She wrote the book Surface Designers Handbook.